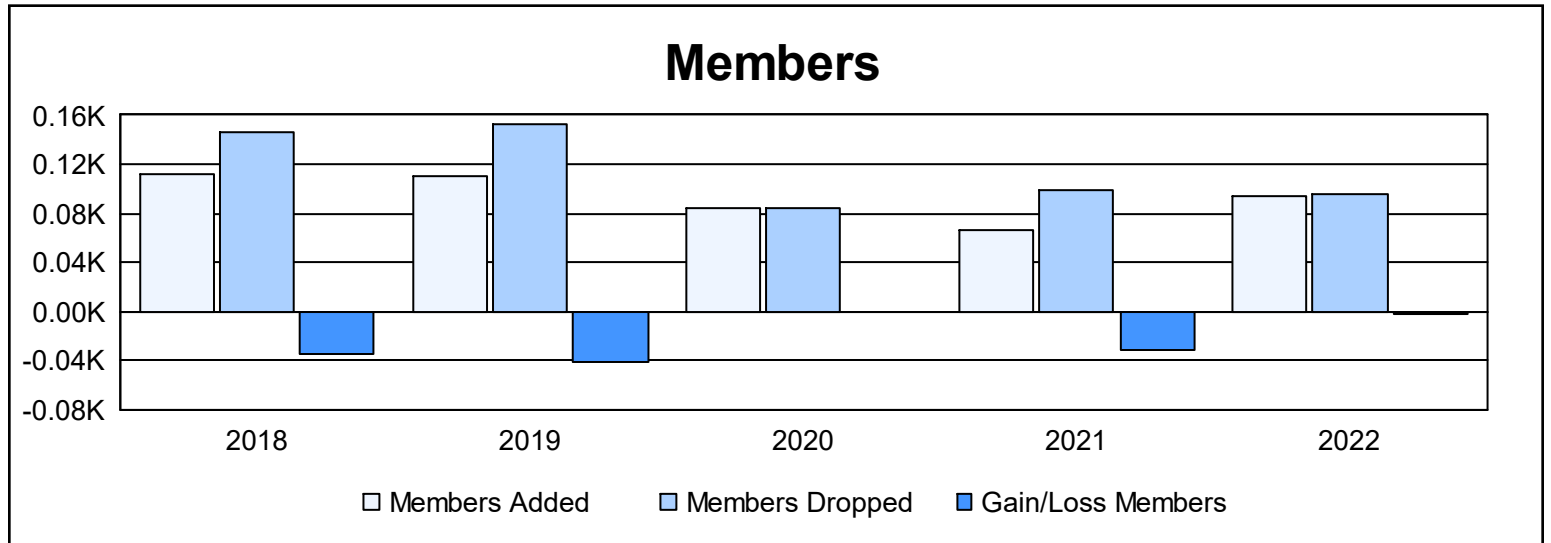
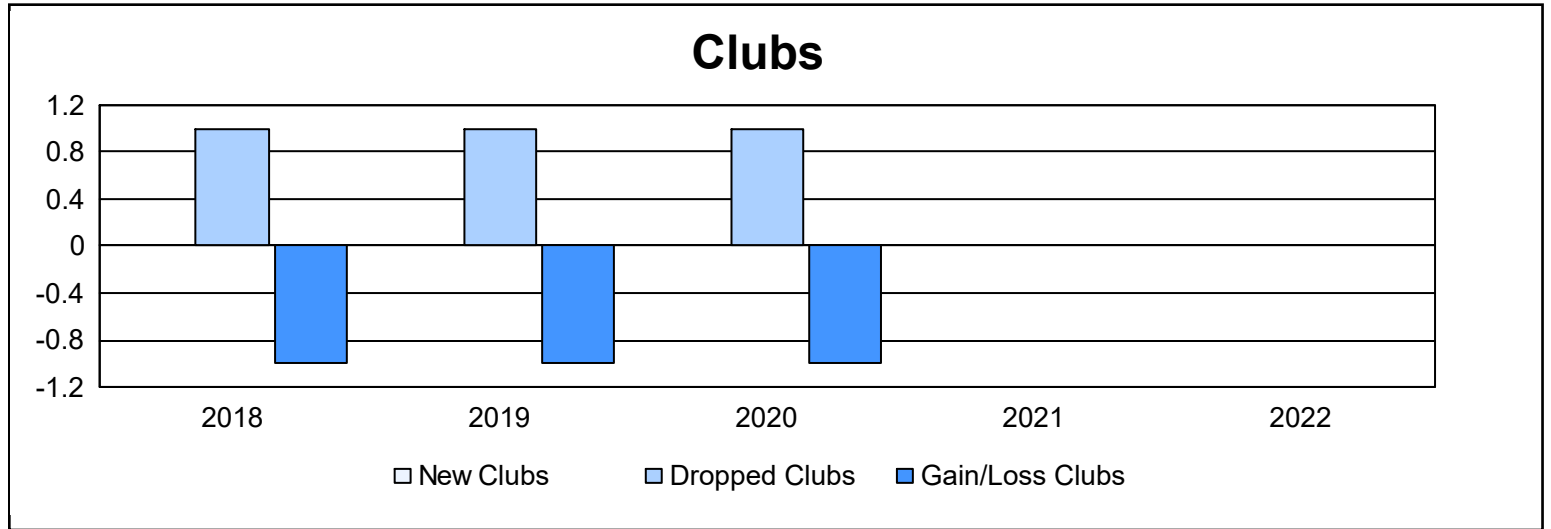
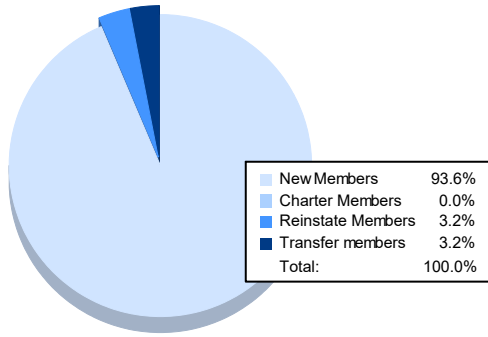


Year	New Clubs	Dropped Clubs	Gain/ Loss Clubs	New Members	Charter Members	Reinstate Members	Transfer Members	Total Member Added	Total Members Dropped	Gain/ Loss Members
2017-2018	0	1	-1	97	0	9	6	112	146	-34
2018-2019	0	1	-1	94	0	9	8	111	153	-42
2019-2020	0	1	-1	67	3	14	1	85	85	0
2020-2021	0	0	0	55	0	9	3	67	99	-32
2021-2022	0	0	0	88	0	3	3	94	96	-2
<b>Average</b>	<b>0</b>	<b>1</b>	<b>-1</b>	<b>80</b>	<b>1</b>	<b>9</b>	<b>4</b>	<b>94</b>	<b>116</b>	<b>-22</b>



### Membership Composition June 2022 Cumulative



### Gender Composition June 2022 Cumulative

